

KIT PROFILI / PROFILES KIT

Plafone
Ceiling-wall



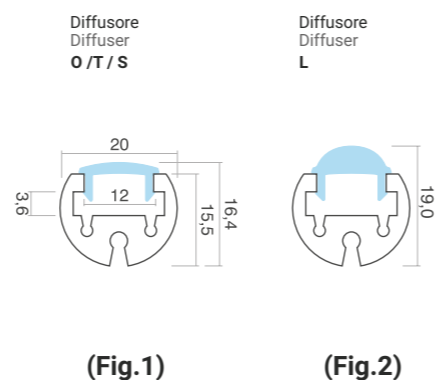
PROFILO D20

INFORMAZIONI PRODOTTO:

PRODUCT INFORMATIONS:

Materiale profilo: Material:	Alluminio / Aluminium
Finitura: Finish:	<input checked="" type="checkbox"/> Alluminio anodizzato Anodized aluminium <input type="checkbox"/> Bianco White <input type="checkbox"/> Nero Black
Materiale diffusore: Diffuser material:	Policarbonato / Polycarbonate
Diffusore: Diffuser:	Opale - Trasparente - Satinato - Lenticolare Opal - Transparent - Satin - Lenticular
Contenuto kit: Kit contents:	Profilo+Diffusore+Tappi (1 chiuso e 1 aperto)+Staffe DX e SX Profile+Diffuser+Caps (1 closed and 1 open)+Right and left brackets
Ambiente: Ambient:	Interno / Indoor
Emissione luce: Light emission:	Monoemissione / Single emission
Lunghezze disponibili: Available lengths:	1m - 2m - 3m - 4m
Grado IP: IP grade:	IP20

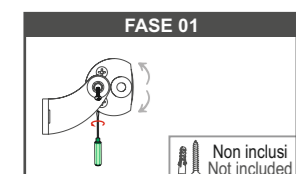
Unità: mm
Unit: mm



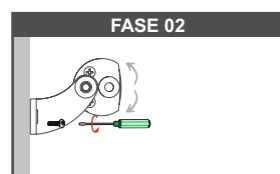
(Fig.1)

(Fig.2)

INSTALLAZIONE / INSTALLATION

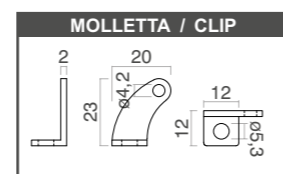


Fissare le staffe al profilo tramite le apposite viti. Regolare l'eventuale inclinazione desiderata.
Fix the brackets to the profile using the special screws. Adjust any desired inclination.



Installare il profilo alla superficie desiderata tramite apposite viti.
Install the profile to the surface desired using specific screws.

FISSAGGIO / FIXING



- Code 14035-00
- Code 14035-01
- Code 14035-02

COMPOSIZIONE CODICE KIT
KIT CODE COMPOSITION

COD. BASE BASE CODE:	DIFFUSORE DIFFUSER	FINITURA FINISH	LUNGHEZZA LENGTH
0D20-	O (opale/opal) T (trasparente/transparent) S (satinato/satin) L (lenticolare/lenticular)	00 (alluminio/aluminium) 01 (bianco/white) 02 (nero/black)	L10 (1000mm) L20 (2000mm) L30 (3000mm) L40 (4000mm)

Per misure superiori ai 2m è prevista una staffa di supporto centrale (cod.13082).

For sizes greater than 2m, a central support bracket is provided (code 13082).

OPZIONALE / OPTIONAL

14071
Touch SMD 12~24V (Escluso con diffusore lenticolare)
Touch SMD 12~24V (Excluded with lenticular diffuser)

CODICI COMPONENTI SINGOLI / SINGLE COMPONENTS CODES

PROFILO D20

PROFILO/PROFILE

- 14029-L10 / 14029-L20 / 14029-L30 / 14029-L40
Alluminio L=1m/2m/3m/4m
Aluminum L=1m/2m/3m/4m
- 14029-01L10 / 14029-01L20 / 14029-01L30 / 14029-01L40
Bianco L=1m/2m/3m/4m
White L=1m/2m/3m/4m
- 14029-02L10 / 14029-02L20 / 14029-02L30 / 14029-02L40
Nero L=1m/2m/3m/4m
Black L=1m/2m/3m/4m

DIFFUSORE/DIFFUSER

- 14000-L10 / 14000-L20 / 14000-L30 / 14000-L40
Trasparente L=1m/2m/3m/4m
Transparent L=1m/2m/3m/4m
- 14001-L10 / 14001-L20 / 14001-L30 / 14001-L40
Opale L=1m/2m/3m/4m
Opal L=1m/2m/3m/4m
- 14445-L10 / 14445-L20 / 14445-L30 / 14445-L40
Satinata L=1m/2m/3m/4m
Satin L=1m/2m/3m/4m

- 14002-L10 / 14002-L20 / 14002-L30 / 14002-L40
Lenticolare L=1m/2m/3m/4m
Lenticular L=1m/2m/3m/4m

TAPPI/CAPS

- 14025 / 14026
Alluminio: passacavo e chiuso
Aluminum: grommet and closed
- 14025-01 / 14026-01
Bianchi: passacavo e chiuso
White: grommet and closed
- 14025-02 / 14026-02
Neri: passacavo e chiuso
Black: grommet and closed
- 14027 / 14028
Tappi alluminio: passacavo e chiuso per diffusore 14002
Aluminum caps: grommet and closed for diffuser 14002
- 14027-01 / 14028-01
Tappi bianchi: passacavo e chiuso per diffusore 14002
White caps: grommet and closed for diffuser 14002
- 14027-02 / 14028-02
Tappi neri: passacavo e chiuso per diffusore 14002
Black caps: grommet and closed for diffuser 14002

FISSAGGIO/FIXING

- 14035-00
Staffa SX e DX alluminio.
Aluminum left and right bracket.
- 14035-01
Staffa SX e DX bianca.
White left and right bracket.
- 14035-02
Staffa SX e DX nero.
Black left and right bracket.

- 13082
Staffa supporto centrale (solo per misure L30/L40).
Central support bracket (only for sizes L30/L40).



(Fig.1)



(Fig.2)



(Fig.1)



(Fig.2)